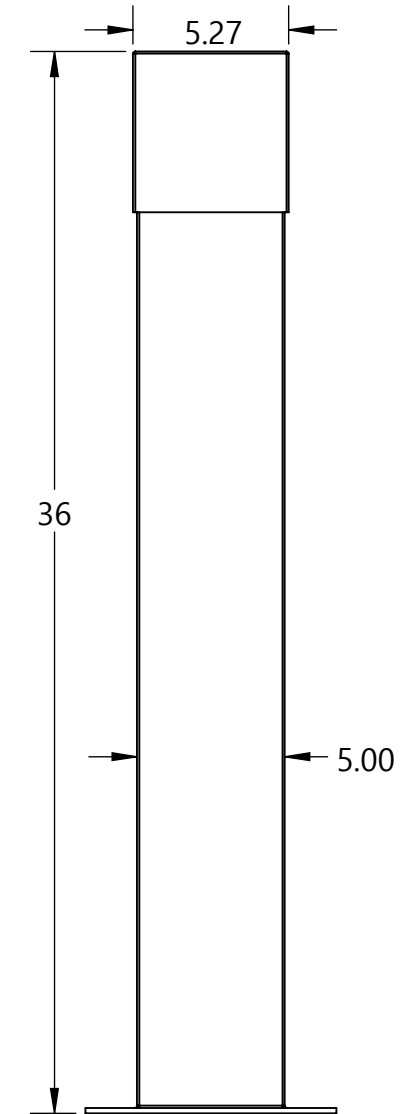
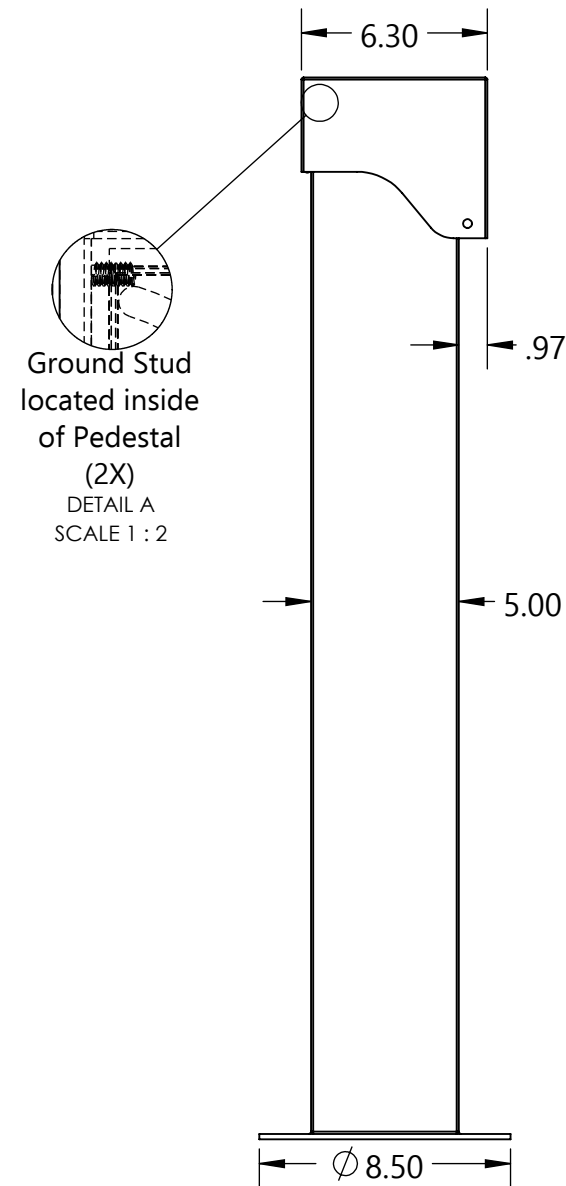
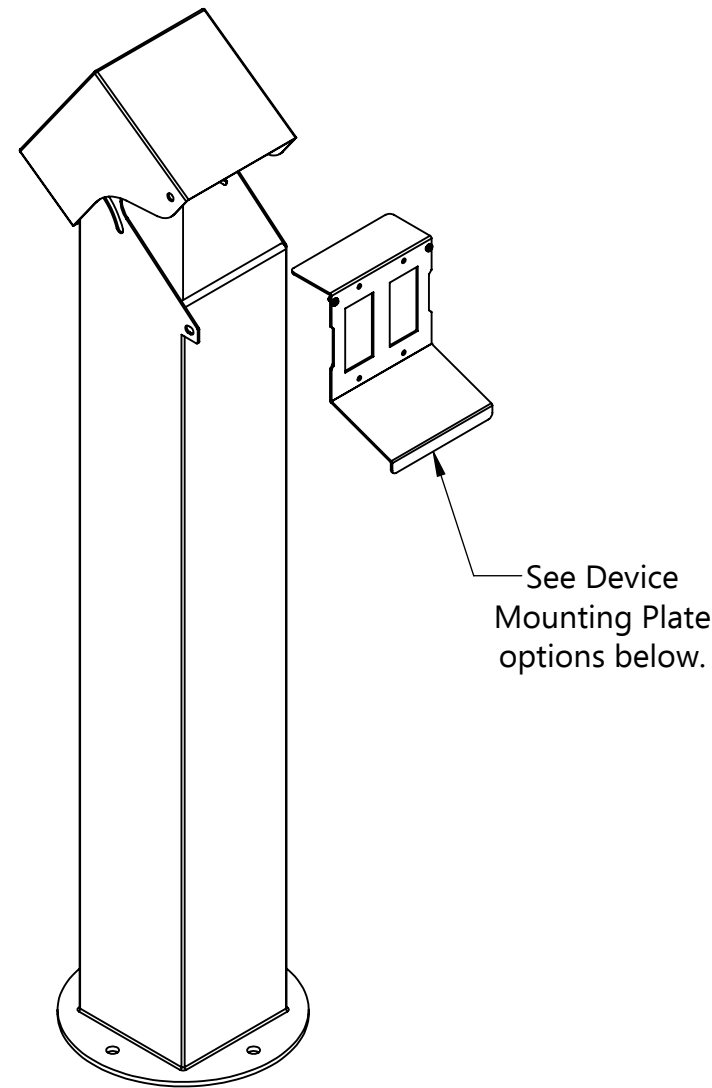
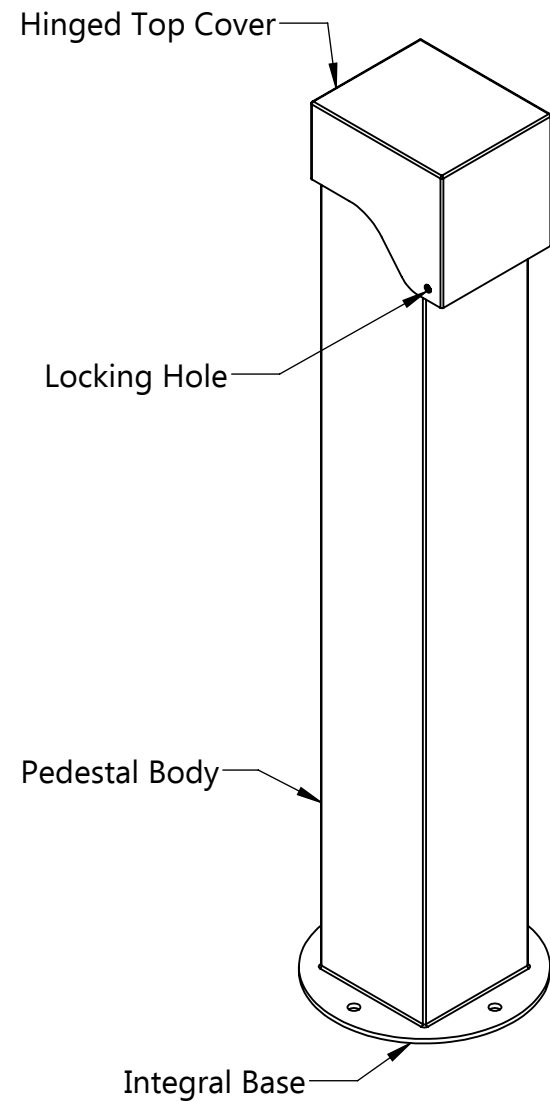


Model Type: 5x5 Hinge Top with Integral Base
Description: 36" 5x5 Hinge Top with Integral Base



Material

14 Ga. 304 Stainless Steel: Pedestal Body, Cover, Device Mounting Plate
 7 Ga. 304 Stainless Steel: Integral Base

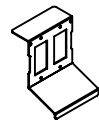
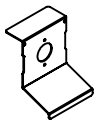
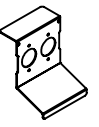
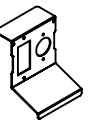
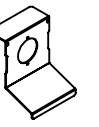
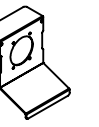
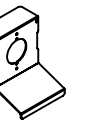
Base Mounting Hardware (included)

- (4) 1/4"-20 x 2-1/4" S.S. Wedge Anchors
- (4) 1/4"-20 S.S. High Crown Acorn Cap Nut
- (4) 1/4" x ϕ 5/8" x .045" Thick S.S. Flat Washer

Packaging

Boxed Dimensions: 11" x 11" x 45"
 Boxed Weight: 24 Lbs.

Part Numbering Reference

Finish/Configuration	Dual 15/20A GFCI	30A (1-9/16")	Dual 30A (1-9/16")	15/20A GFCI & 30A (1-9/16")	30/50A (2-1/8")	50/60A (Straight Blade Recommended)	30/50A (Turn Lock)
							
Powder Coated ("C")	5P36-C-HT-*-140	5P36-C-HT-*-142	5P36-C-HT-*-138	5P36-C-HT-*-144	5P36-C-HT-*-148	5P36-C-HT-*-154	5P36-C-HT-*-176
Brushed Finish ("SS")	5P36-SS-HT-140	5P36-SS-HT-142	5P36-SS-HT-138	5P36-SS-HT-144	5P36-SS-HT-148	5P36-SS-HT-154	5P36-SS-HT-176

* Color Code: B = Black, G = Gray, GN = Green, BR = Brown, BRZ = Bronze, CSTM = Custom Color

