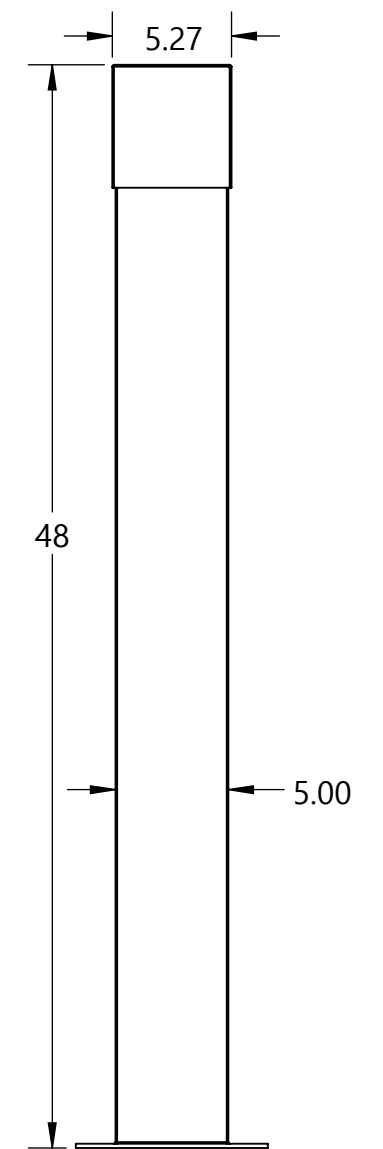

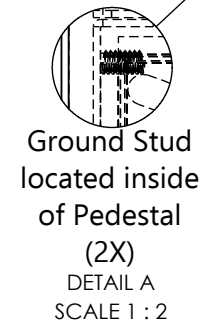
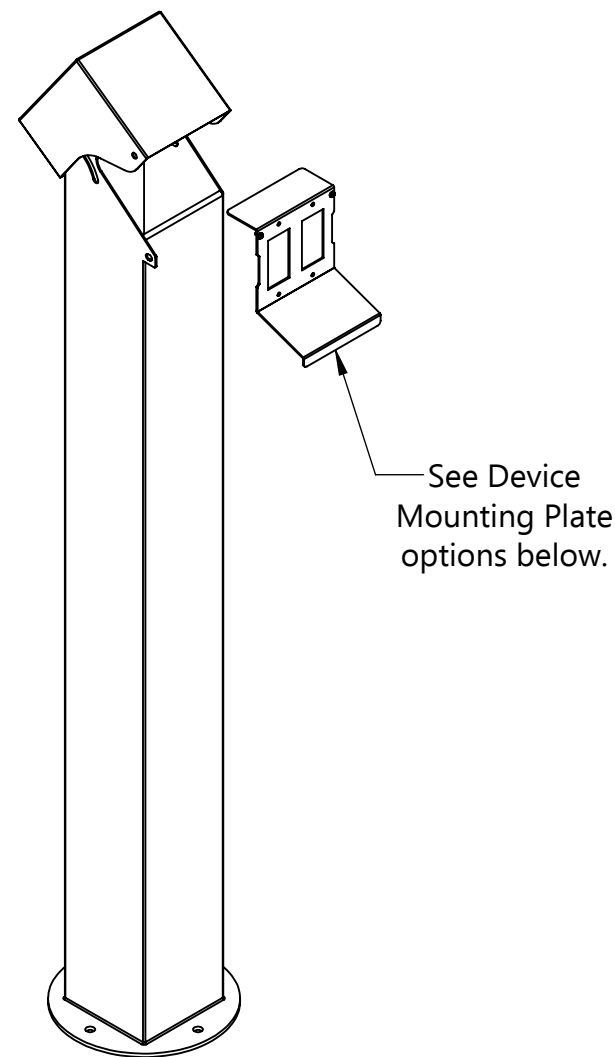
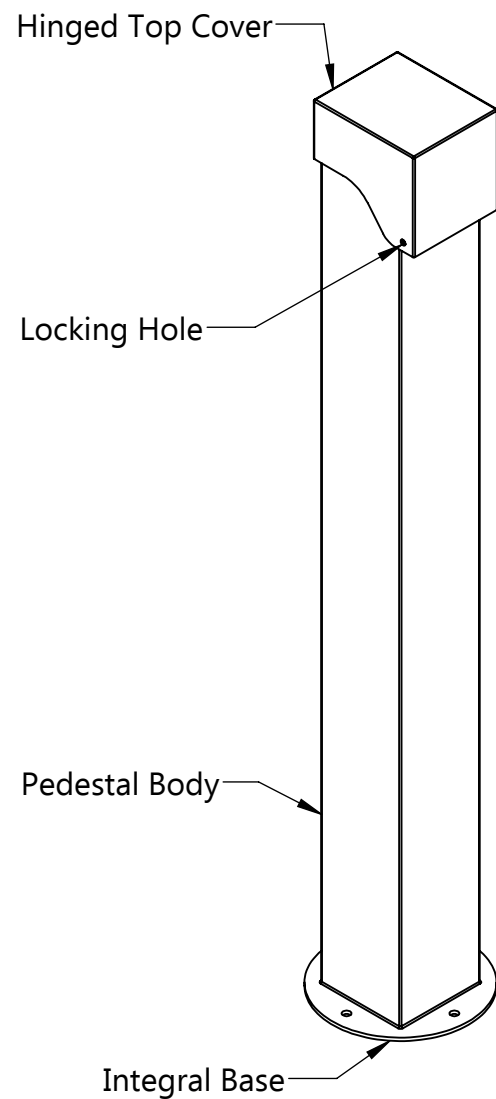


Model Type: 5x5 Hinge Top with Integral Base
Description: 48" 5x5 Hinge Top with Integral Base



Material

14 Ga. 304 Stainless Steel: Pedestal Body, Cover, Device Mounting Plate
 7 Ga. 304 Stainless Steel: Integral Base

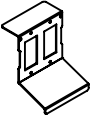
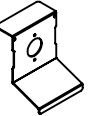
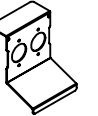
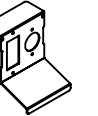
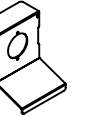
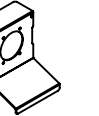
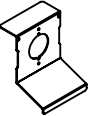
Base Mounting Hardware (included)

- (4) 3/8"-16 x 2-3/4" S.S. Wedge Anchors
- (4) 3/8"-16 S.S. High Crown Acorn Cap Nut
- (4) 3/8" x Ø 7/8" x .05" Thick S.S. Flat Washer

Packaging

Boxed Dimensions: 11" x 11" x 52"
 Boxed Weight: 31 Lbs.

Part Numbering Reference

Finish/Configuration	Dual 15/20A GFCI	30A (1-9/16")	Dual 30A (1-9/16")	15/20A GFCI & 30A (1-9/16")	30/50A (2-1/8")	50/60A (Straight Blade Recommended)	30/50A (Turn Lock)
							
Powder Coated ("C")	5P48-C-HT-*-140	5P48-C-HT-*-142	5P48-C-HT-*-138	5P48-C-HT-*-144	5P48-C-HT-*-148	5P48-C-HT-*-154	5P48-C-HT-*-176
Brushed Finish ("SS")	5P48-SS-HT-140	5P48-SS-HT-142	5P48-SS-HT-138	5P48-SS-HT-144	5P48-SS-HT-148	5P48-SS-HT-154	5P48-SS-HT-176

* Color Code: B = Black, G = Gray, GN = Green, BR = Brown, BRZ = Bronze, CSTM = Custom Color

