

## FOUNDATION MOUNTING BRACKET

### MODEL NUMBERS:

PED0504 / PED0520 / PED0530

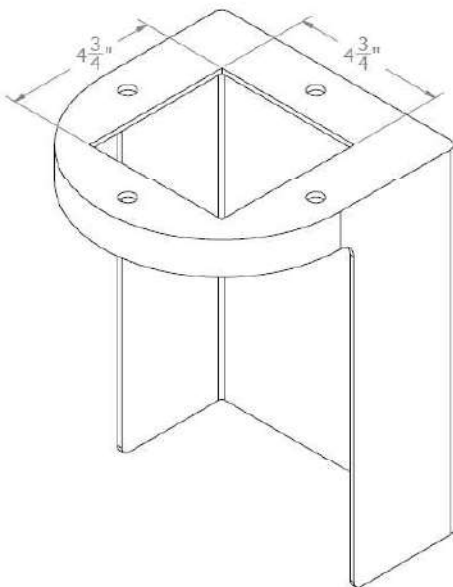
The open bottom of the Foundation Mounting Bracket can accommodate the following:

- PED0504 = up to (2) 2" conduit raceways
- PED0520 = up to (2) 1-1/2" conduit raceways
- PED0530 = up to (2) 1" conduit raceways

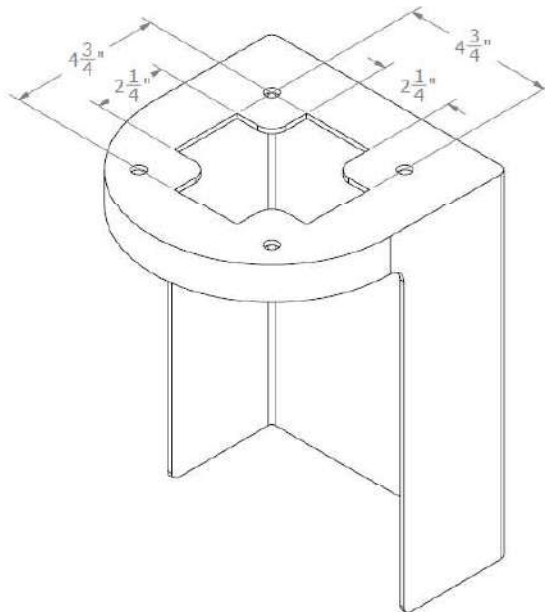
There are four (1/2") holes on the Foundation Mounting Bracket surface, used to secure the pedestal with the included hardware (5/16"-18 SS Button Head Hex Drive Screw, Washers, and 5/16"-18 SS Hex Nut).

The Foundation Mounting Bracket is designed for versatile installation on a wide range of surfaces and locations. Because installation requirements can vary, appropriate mounting hardware must be sourced based on the specific application.

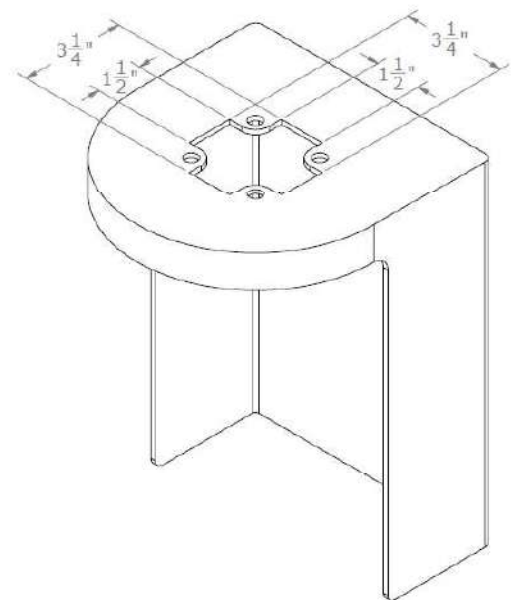
**PED0504**  
(for 5X5 PEDOC w/Integral Base)



**PED0520**  
(for 2.5x5 PEDOC w/Integral Base)



**PED0530**  
(for 4x4 PEDOC w/Internal Bracket)



## FOUNDATION MOUNTING BRACKET

### Installation:

- 1) Secure Foundation Mounting Bracket to side surface (wall, dock, paver, cement, etc.) with hardware suitable for the intended application.
- 2) Place PEDOC pedestal on top of the Foundation Mounting Bracket and secure in place with included hardware:
  - (4) 5/16"-18 x 1" Long Button Head Hex Drive SS screw
  - (8) SS Washer for 5/16"-18 Screw
  - (4) 5/16"-18 SS Hex Nut

***PED0504 Foundation Mounting Bracket for 5x5 PEDOC w/Integral Base shown as an example.***

