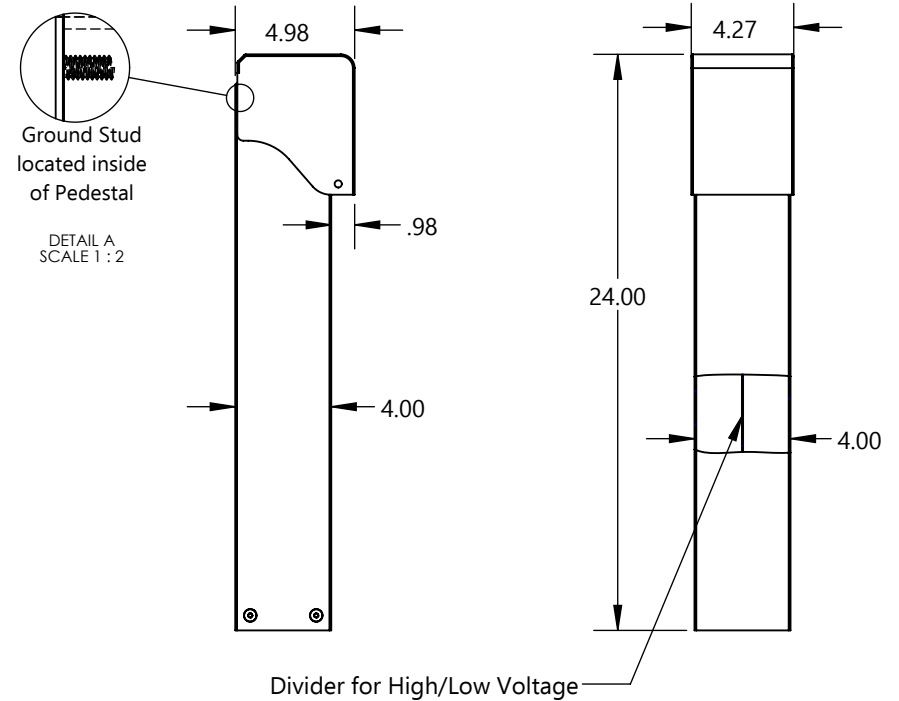
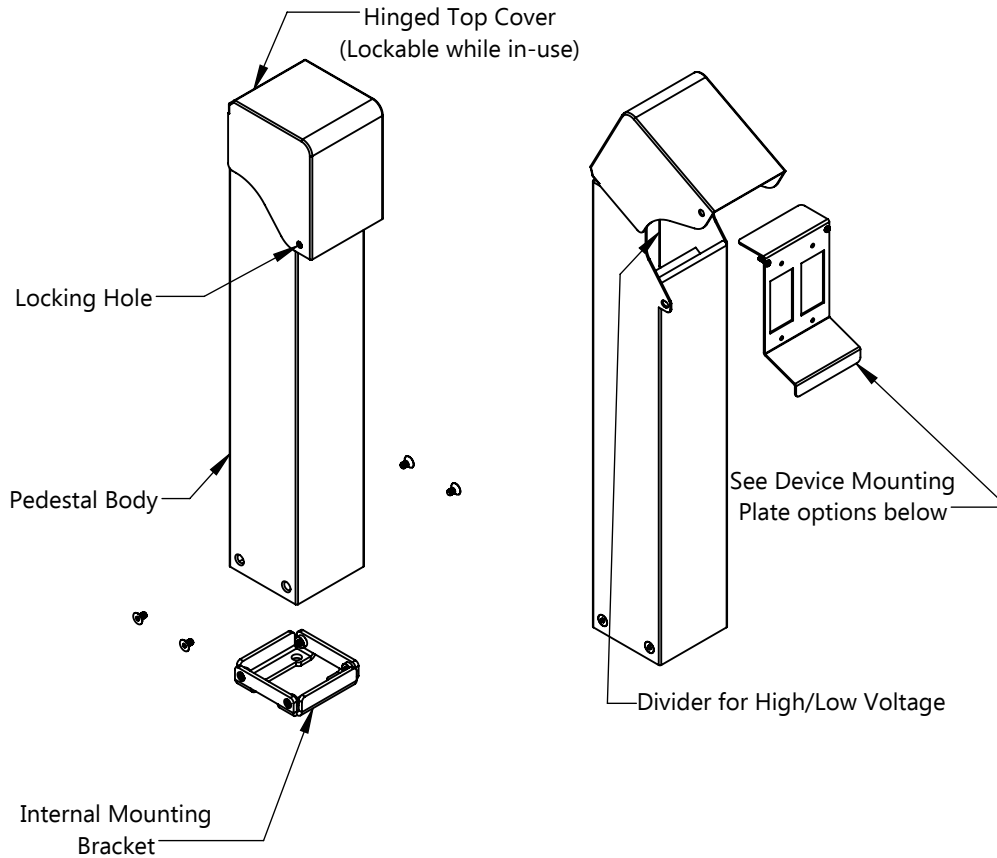


Model Type: Divided - Flush Mount Hinge Top

Description: 24" Divided 4x4 Flush Mount Hinge Top with Internal Mounting Bracket



Material

14 Ga. 304 Stainless Steel: Pedestal Body, Cover, Device Mounting Plate
 7 Ga. 304 Stainless Steel: Internal Mounting Bracket

Internal Mounting Bracket Hardware (included)

- (4) 1/4"-20 x 2-1/4" S.S. Wedge Anchors
- (4) 1/4"-20 S.S. Hex Nut
- (4) 1/4" x Ø 5/8" x .045" Thick S.S. Flat Washer

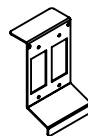
Packaging

Boxed Dimensions: 7-1/2" x 7-1/2" x 32-1/2"
 Boxed weight: 15 Lbs.

Part Numbering

2-Gang Device Mounting Plate

Part Number	Finish
4FMIM24-C-D-HT-B-2	Black
4FMIM24-C-D-HT-G-2	Gray
4FMIM24-C-D-HT-BRZ-2	Bronze
4FMIM24-C-D-HT-BR-2	Brown
4FMIM24-C-D-HT-GN-2	Green
4FMIM24-C-D-HT-*-2	Custom
4FMIM24-SS-D-HT-2	Brushed S.S.



www.pedocpower.com