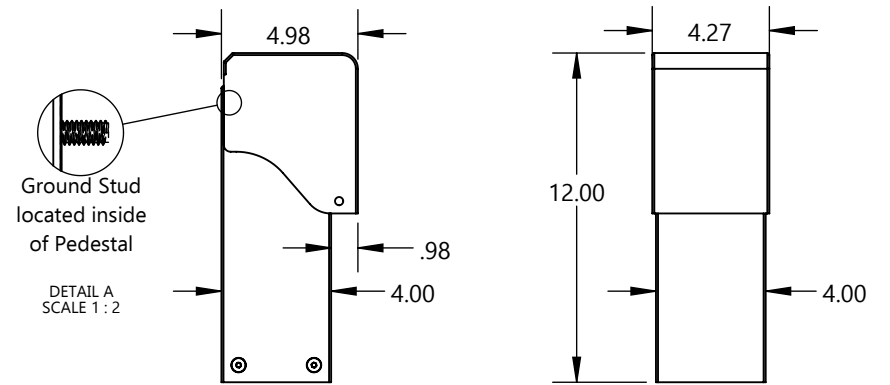
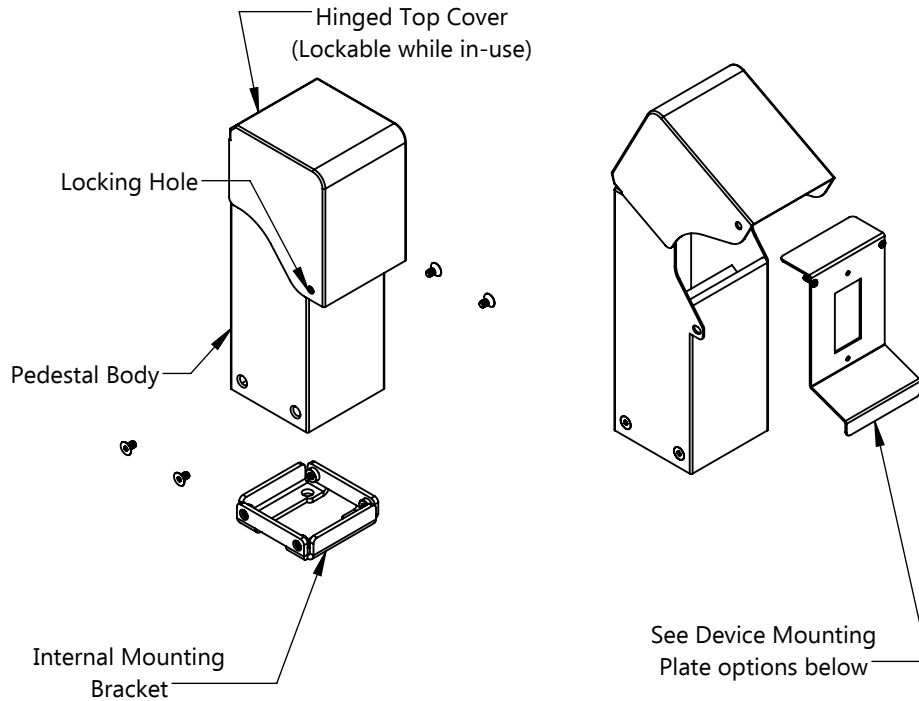


**Model Type:** Flush Mount Hinge Top

**Description:** 12" 4x4 Flush Mount Hinge Top with Internal Mounting Bracket



**Material**

14 Ga. 304 Stainless Steel: Pedestal Body, Cover, Device Mounting Plate  
7 Ga. 304 Stainless Steel: Internal Mounting Bracket

**Internal Mounting Bracket Hardware (included)**

- (4) 1/4"-20 x 2-1/4" S.S. Wedge Anchors
- (4) 1/4"-20 S.S. Hex Nut
- (4) 1/4" x Ø 5/8" x .045" Thick S.S. Flat Washer

**Packaging**

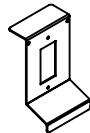
Boxed Dimensions: 7-1/2" x 7-1/2" x 20-1/2"  
Boxed weight: 9 Lbs.

**Part Numbering**

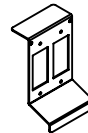
1-Gang Device Mounting Plate

2-Gang Device Mounting Plate

Part Number	Finish
4FMIM12-C-HT-B-1	Black
4FMIM12-C-HT-G-1	Gray
4FMIM12-C-HT-BRZ-1	Bronze
4FMIM12-C-HT-BR-1	Brown
4FMIM12-C-HT-GN-1	Green
4FMIM12-C-HT-*-1	Custom
4FMIM12-SS-HT-1	Brushed S.S.



Part Number	Finish
4FMIM12-C-HT-B-2	Black
4FMIM12-C-HT-G-2	Gray
4FMIM12-C-HT-BRZ-2	Bronze
4FMIM12-C-HT-BR-2	Brown
4FMIM12-C-HT-GN-2	Green
4FMIM12-C-HT-*-2	Custom
4FMIM12-SS-HT-2	Brushed S.S.



www.pedocpower.com