



## OVERVIEW

The **PEDOC pedestal/mounting post is a Type “3R” Enclosure**. At installation do not fasten conduits, raceways or cables to the **PEDOC** itself. “S” loops shall be formed with the cables and wires to prevent stress on the wires inside the enclosure. This will ensure that the cables and wires have adequate room to adjust for grade level changes caused by freezing and thawing cycles, and soil subsidence. Ground wires are to be included with the supply conductors, and then shall be used to provide the connection to the PEDOC ground terminal.

Standard models are usable with a UL listed (RTRT) receptacle rated 60A max. and UL Listed switch (WFXV) rated 60A max. The receptacle(s) are screwed onto the PEDOC and holes are provided to mount a UL Listed (QCMZ) non-metallic outlet box cover, suitable for wet locations, or a UL Listed (QCIT) Metallic outlet box cover suitable for use in wet locations. Hinge Top models are usable with a UL listed (RTRT) rated 30A max. GFCI receptacle. The receptacle(s) are screwed onto the removable receptacle mounting plate.

Splices are to be made with proper splicing equipment, materials or kits.

**PEDOCs are also UL Listed as a mounting post.** There are no knockout locations provided. Mounting holes for fixtures or photocells are to be drilled before installation. When fixtures are mounted or raceways are extended from the top of the PEDOC a Meyer’s hub, sealing locknut, or sealing washer shall be used.

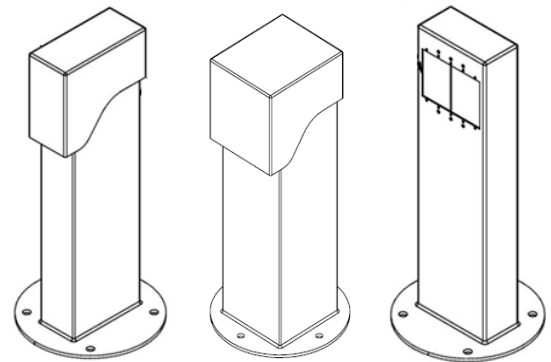
## MODELS WITH BASE

### MODEL NUMBERS THAT BEGIN WITH:

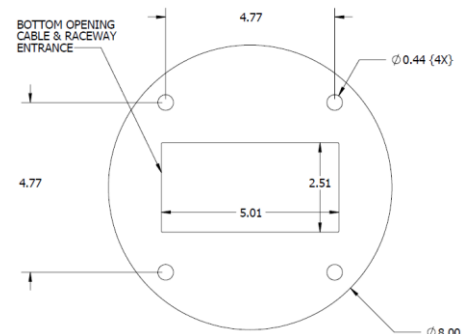
1P6 • 1P12 • 1P18 • 1P24 • 1P36 • 1P42 • 1P48  
 2P6 • 2P12 • 2P18 • 2P24 • 2P36 • 2P42 • 2P48  
 5P18 • 5P24 • 5P30 • 5P36 • 5P42 • 5P48

These models can accommodate two 1-1/2” conduit raceways. There are four (7/16”) holes on the pedestal base. They are secured to a flat surface with the provided hardware. Models 36” and under are provided with 1/4” anchors, washers and acorn nuts. Models 42” and over are provided with 3/8” anchors, washers and acorn nuts.

**NOTE:** 1P6, 1P12, 2P6, 2P12 are for special applications only as they do not meet UL Standard 1773, paragraph 5.3.1. “The distance between the marked final grade level of the mounting post/pedestal and the lowest live part shall not be less than 12”. These models maybe used in applications that extend the height requirement to allow for that 12” distance. Examples would be concrete columns, piers, indoor installations that do not require a “3R” rating. Low voltage for communication applications, such as data, voice, ethernet or speaker wiring can be located lower than the 12” minimum.



BASE DETAIL





THE OUTDOOR ELECTRIC POWER SOLUTION

## MODELS WITHOUT BASE

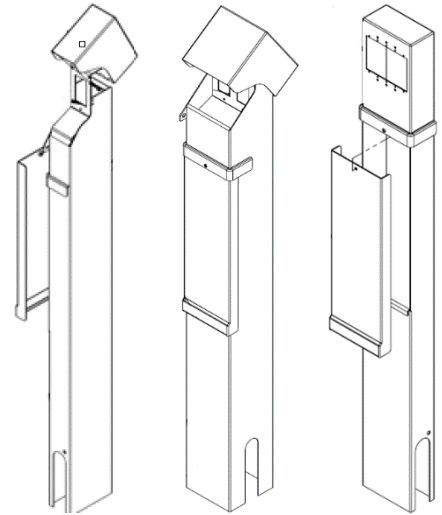
### MODEL NUMBERS THAT BEGIN WITH:

142 • 148 • 154

242 • 248 • 254

542 • 548 • 554

Units are to be installed 24" into the ground. If a supporting method is not available, then a concrete backfill, or equivalent material, shall be used. If concrete is used, the backfill should be placed so that the cables or raceways are not allowed to become embedded in the concrete. First cover any cable or raceway with sand or similar backfill, so that they can move independently of the **PEDOC** (see illustration). **PEDOCs** can be also mounted onto an optional PEDOC mounting base (PMB).



### ADDITIONAL FEATURES:

- Removable front cover which provides adequate room for raceway placement and wire or cable installation.
- Slots are provided on the sides to provide entry points for raceways and cables.
- These models can accommodate conduit raceways up to 1 inch through the wire slots, or up to 1 1-2" through the bottom.

**NOTE:** This drawing depicts a 54" model. The cover on the 42" tall model cover sits 16" below finish grade level

